

Product Datasheet

Product Model: LX120V07



Product Features

- ✧ Built-in high-performance processor, 8-core CPU + 4-core GPU + 6TOPs NPU
- ✧ 8GB RAM + 64GB ultra-large storage
- ✧ Side gap sound emission with a 6-chamber, 6-driver speaker system
- ✧ Support wireless Screen Sharing Function
- ✧ WiFi 6, AP and STA modes, and WiFi 6 dual-band 2.4G/5G are available
- ✧ Support Bluetooth 5.3 Function
- ✧ Four-way HDMI input, enabling PBP, PIP, and POP video processing capabilities
- ✧ HDMI 2.0 output, realizing dual-screen display of different contents
- ✧ Expandable built-in PC, making easy integration of Windows system
- ✧ Built-in Android 13.0 system and Apps
- ✧ Support various scene modes for different application scenarios
- ✧ Built-in light sensors for intelligent space sensing, allowing for automatic brightness adjustment
- ✧ Overall standby power consumption \leq 0.5W
- ✧ Fully front access and hot swapping available
- ✧ Support adjustment modes via Wi-Fi, network cable and USB connection
- ✧ Built-in RS232(RJ45)interfaces can realize remote centralized control function
- ✧ All-in-one ultra-slim and lightweight design. The thickness of the Module is 28mm
- ✧ Meet the RoHS directive requirements both in China and EU

Product Parameter	
Overall Parameter	
Size	120 inch
Aspect Ratio	16:9
Pixel Pitch	1.3 mm
Resolution	1920×1080
Overall Size (L×H)	2694×1624mm
Display Area (L×H)	2664×1499mm
Screen Thickness	28mm
Net Weight	87kg(wall-mounting bar and stand not included)
Recommended Viewing Distance	≥2.8m
Maintenance Mode	Front Access
Installation Mode	Mobile stand,Stand, Wall-mounting
Optical Parameter	
Brightness	100~600cd/ m ² (Adjustable)
Refresh Rate	3840Hz
Gray Scale	13~16bit
Contrast	6500:1
Color Temperature	2300~9300K(Adjustable)
Viewing Angle	Horizontal 160°, Vertical 140°
LED Lifespan	≥100,000hrs
Electrical Parameter	
Operation Voltage	100~240VAC 50/60Hz

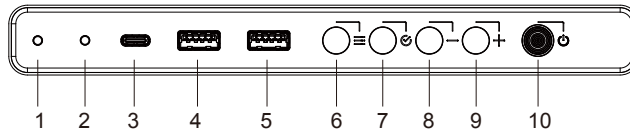
Standby Power	≤0.5W
Average Power Consumption of Overall Unit	0.483KW
Maximum Power Consumption of Overall Unit	1.611KW
System Parameter	
Operating System	Android 13.0
CPU	Four Cortex-A76+ four Cortex-A55, frequency 2.4GHz
RAM	8GB
Storage	64GB
Media Format	Support mainstream video format such as MPEG-1,MPEG-2,MPEG-4,H.263,H.264,H.265,VC-1,VP9,VP8,MVC,AV1; Support audio formats such as MP3; Support JPG, JPEG, BMP, PNG, GIF and other image format.
Environmental Parameter	
Operation Temperature	-10°C~40°C
Operation Humidity	10%~80%RH No condensation

I/O Ports

Type	QTY
HDMI IN (HDMI2.0 *1, HDMI1.4 *3)	4 (2 internal, 2 external)
HDMI OUT	1(external)
POE	1(internal)
USB 2.0	1(internal)
USB 3.0	2(external)
Type C	1(external)
3.5 Audio Output	2(1 internal, 1 external)
3.5 Audio Input	1(external)
RJ45 (RS232 Protocol)	1(internal)
USB Out	1(external)
LAN	2(internal)

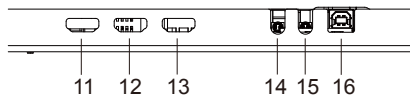
USB Out* is recommended for scenarios where the computer serves as the input source. By connecting directly to the computer via USB Out, it enables functionalities such as reading USB data.

Built-in Interface

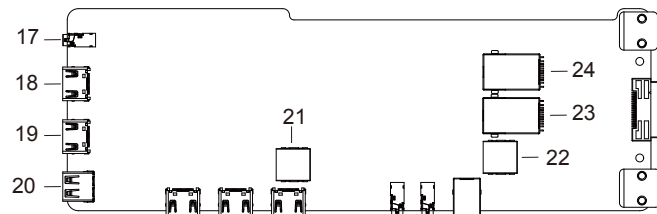


Forward Facing

NO.	Description
1	Light Sensor (intelligent space sensing, allowing for automatic brightness adjustment)
2	IR
3	Type C
4	USB 3.0
5	USB 3.0
6	Menu Button (including brightness, color temperature, contrast, sound, signal source and other sub-menus)
7	Bright/OK (1.When the menu is Not called up, it is the brightness adjustment button,and the + and - keys are used to adjust the brightness; 2.When the menu is called up, it is used as confirm button.)
8	1. In the brightness adjustment mode, it is the brightness reduction key; 2. When the Menu is called up, it is the left/down/minus key 3. The default is the volume down button
9	1. In the brightness adjustment mode, it is the brightness increase key; 2. When the menu is called up, It is the right/up/Add key; 3. The default is the volume up button.
10	Standby/Wake up button, dual-color indicator light (red/blue)










Downward Facing



Internal

NO.	Description
11	HDMI Input (HDMI 1.4)
12	HDMI Input (HDMI 1.4)
13	HDMI Output (HDMI 2.0)
14	3.5mm Audio Output
15	3.5mm Audio Input
16	USB Out (The computer can access to USB devices connected to panel, when connected to the Raptor through HDMI input and USB out at the same time)
17	3.5mm Audio Output
18	HDMI Input (HDMI 2.0, supports CEC)
19	HDMI Input (HDMI 1.4)
20	USB 2.0
21	RJ45 (Support RS232 Protocol)
22	RJ45 (with POE+ up to 30W, for Connection with MAXHUB PTZ Camera)
23	RJ45 OPS LAN
24	RJ45 Android LAN

Introduction to remote control

Button Icon	Introduction	
	Standby/Wake up	
	Up	
	Down	
	Confirm	
	Left	
	Right	
+	Volume +	
-	Volume -	
	Return	
	Brightness Adjustment	
	Menu	
	Home Screen	

Accessories	
Remote Control	1
Front Maintenance Tool	1
Tool kit	1
Wall-mounting Bar	1
Stand (optional)	ST90/ST92
Radar Touch Module (optional)	LID01A
PC Module (optional)	LMT71A

Packing Dimension		
Item	Dimension	Quantity
Screen And Module Dimension(wooden box)	1680×810×915mm	1
Lower Frame And Wall-mounting Bar Packing Dimension(wooden box)	2135×562×509mm	1

Note:

- ◆ The content of this specification may be adjusted and revised in real time without prior notice to provide as accurate specification parameters as possible.
- ◆ This product is an indoor product. It is strictly prohibited to use it in direct sunlight.
- ◆ In order to ensure long-term and more uniform display effect, do not play fixed images for a long time.
- ◆ For enhanced safety, it is advisable to switch off the LED display using either the designated button or the remote control before a power outage occurs.

Special Statement

- ◆ Intellectual Property Rights: The hardware design and software programs of this product are protected by copyright. The contents of this product and the manual shall not be copied without the authorization of the company.
- ◆ The contents of this manual are for reference only and do not constitute a commitment of any kind.
- ◆ The company reserves the right to make improvements and changes to the product design without prior notice
- ◆ Note: HDMI, HDMI HD Multimedia Interface and HDMI logo are trademarks or registered trademarks of HDMI Licensing LLC in the United States and other countries.